

PW220 Electronic Digital Pressure Switch

MAIN FEATURES

- The 4 digit number shows the current pressure value.
- Pressure preset switch point and delay switching output
- The shell is equipped with node action led for easy observation
- Key adjustment and field setting of various parameters
- 1-2 channels of switching value output, switching value can be arbitrarily set between zero point and full degree
- PNP, NPN and relay, and the analog output (4-20mA) switch type



OVERVIEW

PW220 pressure switch is an intelligent digital pressure measurement and control product that integrates pressure measurement, display, output and control. The all-metal housing design, with a highlighted LED digital display with full electronic structure. The front end adopts the pressure sensor with isolation membrane and oil pressure resistance or ceramic pressure resistance sensor. The output signal is amplified and processed by the amplifier with high precision and low temperature drift, sent to the high precision A / D converter, converted into the digital signal that can be processed by the microprocessor. The signal processed by calculation controls two-way switches to measure and control the pressure of the control system. The product is flexible in use, simple in operation, easy in debugging, safe and reliable. It is widely used in hydropower, tap water, petroleum, chemical, mechanical, hydraulic and other industries to measure, display and control the pressure of fluid medium.

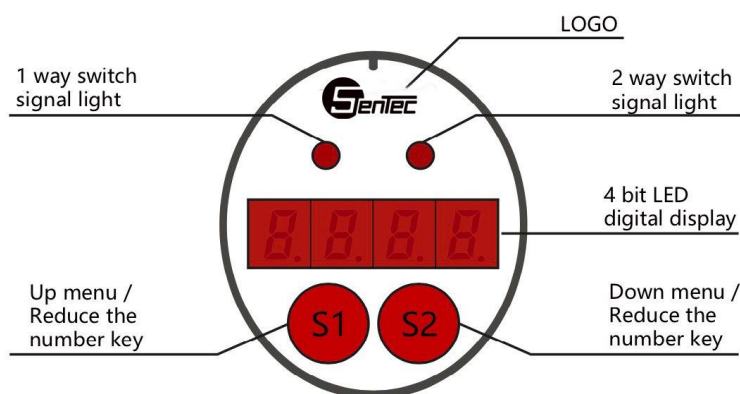
SPECIFICATION

Control range	-1bar~1000bar, 0~25 bar(Differential pressure type)
Power supply voltage	12... 30 VDC
No-load current consumption	up to 30mA,24Vdc power supply
Switch output	push-pull type (PNP and NPN optional) often open often closed can be set on site S1, S2 output current: <500mA Response time: <10ms
Analog current output	Output type: three lines 0... 20 ma / 4... Can be set to 20 ma Load RA: 0.5 KOhm or less Linearity: ≤0.5% range
Wiring protection	phase reversal, overload, paragraph protection
Digital display	Design: red 4-bit 8mm high brightness LED Display range: 999... 9999
Accuracy	≤±0.5% F.S.
Stability (annual drift)	≤±0.3% F.S.
Temperature	Medium temperature: -20... 85 ° C Ambient temperature: -20... 80 ° C Storage temperature: -30... 80 ° C
Material	Case of watch head: engineering plastics Case: 304 stainless steel Medium contact part: stainless steel 316L

OVERLOAD ABILITY

Pressure Range	Bar	1	2	5	10	16	25	60	100	160	250	400	600
	PSI	15	30	75	145	230	370	900	1500	2300	3600	6000	9000
Max. Overload pressure		X5			X3			X2			X1.5		X1.3
Min. Damage pressure		X6			X4			X3			X2		X1.6

PANEL FUNCTION

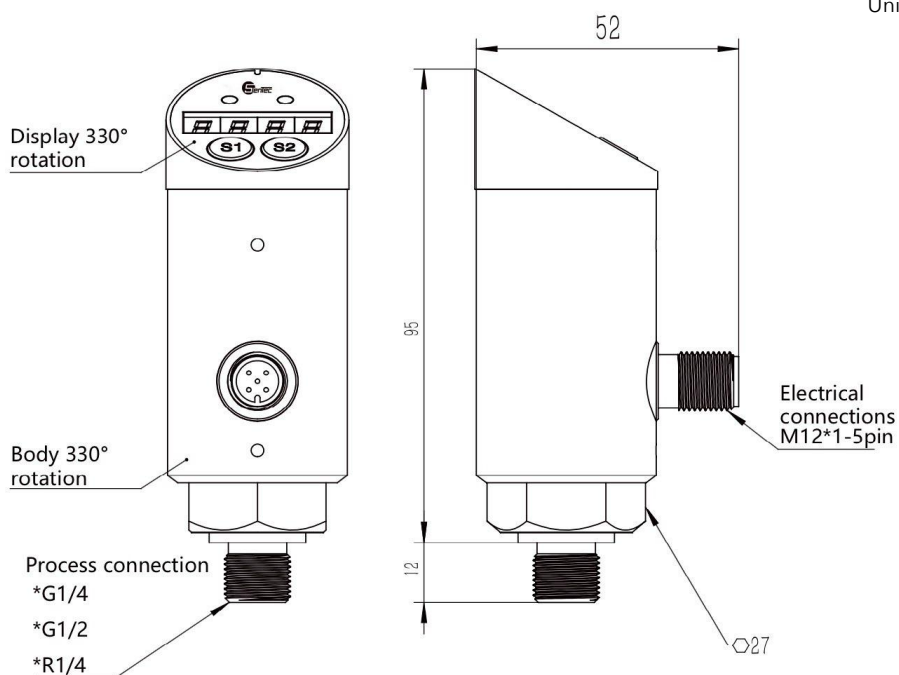


Keys	Functions
S1+S2	Click to enter password menu channel/confirm Settings
S1	Toggle menu item up/change a numeric value
S2	Toggle down menu items/toggle Settings

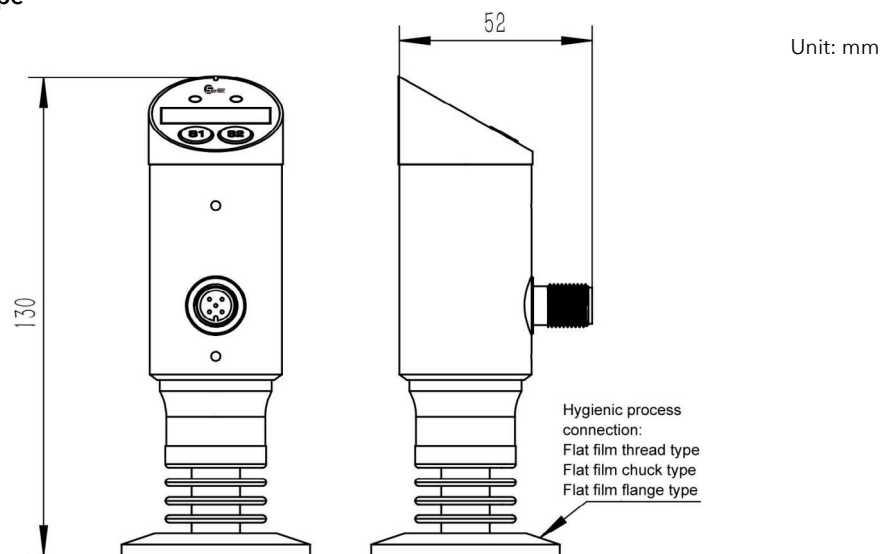
DIMENSION

- Standard thread type

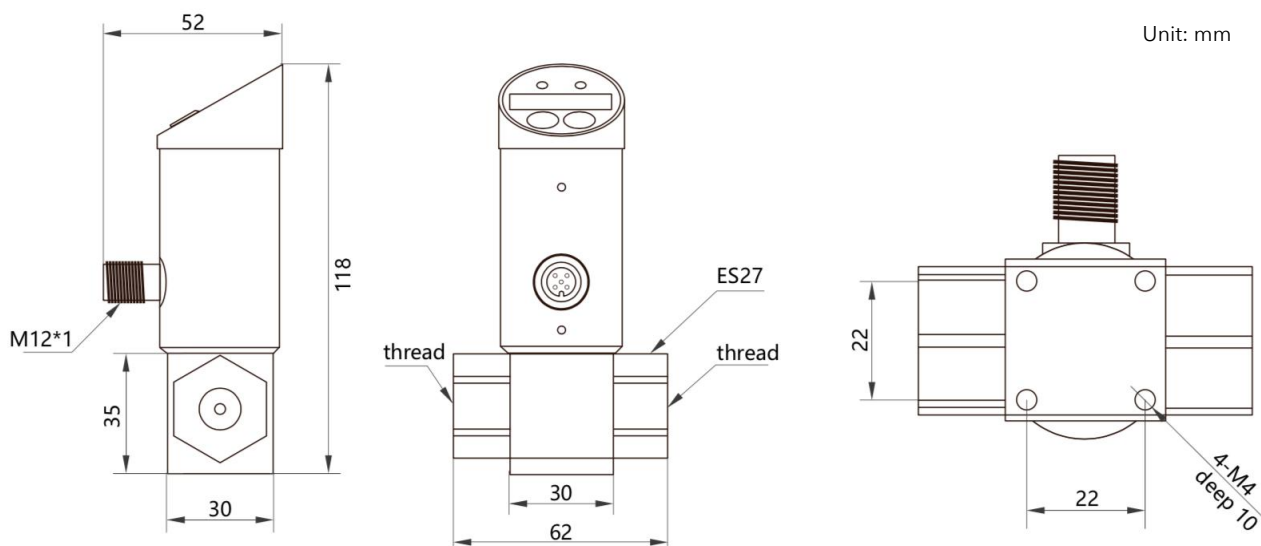
Unit: mm



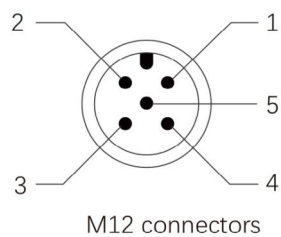
• Hygienic connection type



• Differential pressure type



TYPICAL WIRING



Pin	Cable	Signal
1	Brown	VDD
3	Blue	GND
4	Black	Switch output S1
2	White	Switch output S2
5	Gray	Analog output (voltage or current)

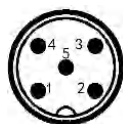
Hirschmann



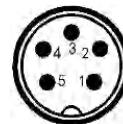
M12-4P

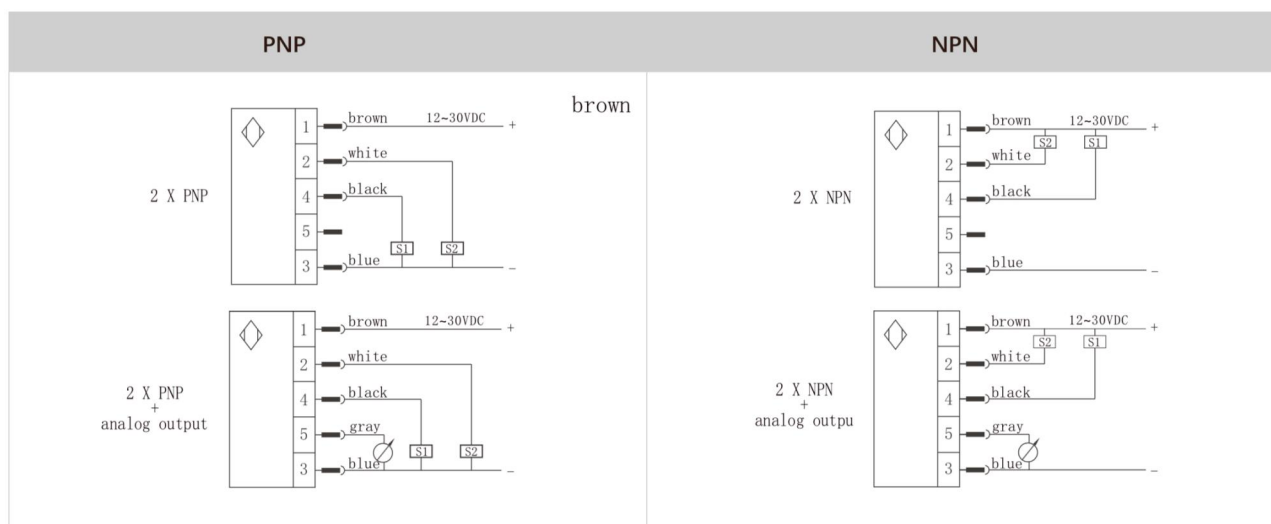


M12-5P



5PIN aviation plug





ACCESSORIES

installation accessories	hole size (mm)	Installation effect drawing

Optional accessories – electrical accessories

name	Outline drawing/dimension drawing (mm)	material	model	M12*1-4pin/5Pin self-connector/size drawing (mm)	model
M12*1-5Pin (2m cable)		PUR	ZL05-PU02G		GL04 (4Pin joint)
M12*1-5Pin (5m cable)			ZL05-PU05G		
M12*1-5Pin (10m cable)		PVC	ZL05-PC02G		GL05 (5Pin joint)
			ZL05-PC05G		
M12*1-5Pin (2m cable)		PUR	ZL05-PU02W		WL04 (4Pin joint)
M12*1-5Pin (5m cable)			ZL05-PU05W		
M12*1-5Pin (10m cable)		PVC	ZL05-PC02W		WL05 (5Pin joint)
			ZL05-PC05W		
			ZL05-PC010W		

ORDER CODE

Code:	A	–	B	–	C	–	D	–	E	–	F	–	G
PW220	A	–	M	–	0-50bar	–	S	–	S	–	G 1/2	–	2S

Model type	Code A
Standard type	A
Hygienic type	C
Differential pressure type	D
Electric connection type	Code B
Hirschmann connector	H
M12 connector	M
Aviation plug	A
More customized	C
Pressure Range(X=specific range)	Code C
-1Bar ~1000Bar (standard type)	X Bar
-1Bar ~60Bar(Hygienic type)	X Bar
0Bar ~25Bar(DP type)	X Bar
Accuracy	Code D
0.1% (custom)	C
0.25%(typical)	T
0.5%(standard)	S
Interface material	Code E
SS304	S
SS316L	L
Other customized	C

Process connection	Code F
G1/2	G1/2
M20*1.5	M20
G1/4	G1/4
G1/8	G1/8
1/2NPT	1/2NPT
3/8NPT	3/8NPT
1/4NPT	1/4NPT
1/4PT	1/4PT
1/8NPT	1/8NPT
1.5 inch chuck (outer diameter 50.5mm)	
2 inch chuck (outer diameter 64mm)	
DN25 flange (GB/T)	
DN50 flange (GB/T)	
Diaphragm type G1 male thread	
More customized	C
Output	Code G
Two switch outputs	2S
Switch output + analog output(0...20/4...20mA)	2A
Switch output + analog output(0...5/1...5V)	5V
Switch output + analog output(0...10/1...10V)	10V
PNP output	P
NPN output	N